
2017 Student Attitudes to School Survey

Preliminary Summary School Report for: Burwood East Primary School

Total number of student responses: 93
Overall response rate: 90%
Please note: Overall response rate is based on headcount information provided by schools on the portal (n=103)





Primary School Report

Guide to reading results

DATA TABLES:

- Results relating to members of small cohorts (less than 5 students in a cohort answering the question) have been suppressed (*) to prevent the possible identification of individuals. Both cells for the gender breakdown are suppressed if one falls below the threshold.
- A dash (-) indicates that the survey factor or question (item) was not applicable to that particular year level.
- Gender is based on DET records only and was not captured by the survey itself. Results for students who used a 'spare account' to complete the survey will not be captured in the gender breakdowns.

COLOUR CODING IN DATA TABLES:

-  Total cohort result is more favourable than overall School result by more than 5 percentage points (pp) / Gender result (within year level) is more favourable than total result (within year level) by more than 5pp
-  Total cohort result is more favourable than overall School result by more than 10pp / Gender result (within year level) is more favourable than total result (within year level) by more than 10pp
-  Total cohort result is less favourable than overall School result by more than 5pp / Gender result (within year level) is less favourable than total result (within year level) by more than 5pp
-  Total cohort result is less favourable than overall School result by more than 10pp / Gender result (within year level) is less favourable than total result (within year level) by more than 10pp

Colour coding in the **total year level** columns and the **total gender** columns occurs where the results for these cohorts are more or less favourable compared to the Overall School Results.

Colour coding in the **gender columns (within year level)** occurs where the results for these cohorts are more or less favourable compared to the total results for that particular year level.

The n=numbers at the top of the columns represent the total number of students for that cohort who participated in the survey.

Summary Measures, FISO: Excellence in teaching and learning

DOMAIN: EFFECTIVE TEACHING PRACTICE FOR COGNITIVE ENGAGEMENT

| Survey Factor | Burwood East Primary School Results | | | | | | | | | | | |
|---|-------------------------------------|---------------------|------------------|----------------|---------------------|------------------|----------------|---------------------|-----------------|----------------|----------------------|----------------------|
| | Overall Primary | Year 4 - % Positive | | | Year 5 - % Positive | | | Year 6 - % Positive | | | Female | Male |
| | % Positive (n=93) | Total (n=35) | Female (n=20) | Male (n=15) | Total (n=37) | Female (n=22) | Male (n=15) | Total (n=21) | Female (n=9) | Male (n=12) | % Positive (n=51) | % Positive (n=42) |
| Effective teaching time | 98% | 98% | 98% | 98% | 99% | 99% | 98% | 99% | 97% | 100% | 98% | 99% |
| My teacher tells us what we are learning and why | 99% | 100% | 100% | 100% | 100% | 100% | 100% | 95% | 89% | 100% | 98% | 100% |
| My teacher asks questions to check that we understand | 99% | 97% | 95% | 100% | 100% | 100% | 100% | 100% | 100% | 100% | 98% | 100% |
| My teacher asks me questions that challenge my thinking | 97% | 97% | 95% | 100% | 94% | 95% | 93% | 100% | 100% | 100% | 96% | 98% |
| My teacher explains difficult things clearly | 99% | 97% | 100% | 93% | 100% | 100% | 100% | 100% | 100% | 100% | 100% | 98% |
| Differentiated learning challenge | 98% | 100% | 100% | 100% | 95% | 97% | 93% | 100% | 100% | 100% | 99% | 98% |
| My teacher understands how I learn | 99% | 100% | 100% | 100% | 97% | 95% | 100% | 100% | 100% | 100% | 98% | 100% |
| My teacher helps me to do my best | 99% | 100% | 100% | 100% | 97% | 100% | 93% | 100% | 100% | 100% | 100% | 98% |
| My teacher gives extra help when students need it | 97% | 100% | 100% | 100% | 92% | 95% | 87% | 100% | 100% | 100% | 98% | 95% |
| Stimulated learning | 99% | 99% | 100% | 97% | 99% | 98% | 100% | 100% | 100% | 100% | 99% | 99% |
| My teacher makes the work we do in class interesting | 99% | 97% | 100% | 93% | 100% | 100% | 100% | 100% | 100% | 100% | 100% | 98% |
| My teacher makes learning fun | 99% | 100% | 100% | 100% | 97% | 95% | 100% | 100% | 100% | 100% | 98% | 100% |
| Classroom behaviour | 97% | 99% | 99% | 100% | 95% | 98% | 90% | 98% | 97% | 98% | 98% | 96% |
| Students at this school treat teachers with respect | 98% | 100% | 100% | 100% | 95% | 100% | 87% | 100% | 100% | 100% | 100% | 95% |
| My teacher expects students to pay attention | 100% | 100% | 100% | 100% | 100% | 100% | 100% | 100% | 100% | 100% | 100% | 100% |
| My teacher sets clear rules for classroom behaviour | 99% | 100% | 100% | 100% | 100% | 100% | 100% | 95% | 100% | 92% | 100% | 98% |
| Students at this school treat each other with respect | 91% | 97% | 95% | 100% | 84% | 91% | 73% | 95% | 89% | 100% | 92% | 90% |

DOMAIN: TEACHER-STUDENT RELATIONS

| Survey Factor | Burwood East Primary School Results | | | | | | | | | | | |
|---|-------------------------------------|---------------------|------------------|----------------|---------------------|------------------|----------------|---------------------|-----------------|----------------|----------------------|----------------------|
| | Overall Primary | Year 4 - % Positive | | | Year 5 - % Positive | | | Year 6 - % Positive | | | Female | Male |
| | % Positive (n=93) | Total (n=35) | Female (n=20) | Male (n=15) | Total (n=37) | Female (n=22) | Male (n=15) | Total (n=21) | Female (n=9) | Male (n=12) | % Positive (n=51) | % Positive (n=42) |
| High expectations for success | 100% | 100% | 100% | 100% | 100% | 100% | 100% | 100% | 100% | 100% | 100% | 100% |
| My teacher expects me to do my best | 100% | 100% | 100% | 100% | 100% | 100% | 100% | 100% | 100% | 100% | 100% | 100% |
| My teacher believes that I can do well at school | 100% | 100% | 100% | 100% | 100% | 100% | 100% | 100% | 100% | 100% | 100% | 100% |
| Effort | 100% | 100% | 100% | 100% | 100% | 100% | 100% | 100% | 100% | 100% | 100% | 100% |
| I usually pay attention in class | 100% | 100% | 100% | 100% | 100% | 100% | 100% | 100% | 100% | 100% | 100% | 100% |
| My teacher expects nothing less than our full effort | 100% | 100% | 100% | 100% | 100% | 100% | 100% | 100% | 100% | 100% | 100% | 100% |
| I enjoy doing my work in class | 100% | 100% | 100% | 100% | 100% | 100% | 100% | 100% | 100% | 100% | 100% | 100% |
| Teacher concern | 98% | 100% | 100% | 100% | 97% | 95% | 100% | 97% | 96% | 97% | 97% | 99% |
| My teacher cares about how I am feeling | 100% | 100% | 100% | 100% | 100% | 100% | 100% | 100% | 100% | 100% | 100% | 100% |
| My teacher seems to know if something is bothering me | 97% | 100% | 100% | 100% | 95% | 91% | 100% | 95% | 100% | 92% | 96% | 98% |
| I can talk to my teacher if something is worrying me | 98% | 100% | 100% | 100% | 97% | 95% | 100% | 95% | 89% | 100% | 96% | 100% |

DOMAIN: LEARNER CHARACTERISTICS AND DISPOSITION

| Survey Factor | Burwood East Primary School Results | | | | | | | | | | | |
|--|-------------------------------------|---------------------|------------------|----------------|---------------------|------------------|----------------|---------------------|-----------------|----------------|----------------------|----------------------|
| | Overall Primary | Year 4 - % Positive | | | Year 5 - % Positive | | | Year 6 - % Positive | | | Female | Male |
| | % Positive (n=93) | Total (n=35) | Female (n=20) | Male (n=15) | Total (n=37) | Female (n=22) | Male (n=15) | Total (n=21) | Female (n=9) | Male (n=12) | % Positive (n=51) | % Positive (n=42) |
| Learning confidence | 99% | 100% | 100% | 100% | 97% | 95% | 100% | 100% | 100% | 100% | 98% | 100% |
| I am good at learning | 99% | 100% | 100% | 100% | 97% | 95% | 100% | 100% | 100% | 100% | 98% | 100% |
| I can do challenging school work | 99% | 100% | 100% | 100% | 97% | 95% | 100% | 100% | 100% | 100% | 98% | 100% |
| Resilience | 99% | 100% | 100% | 100% | 99% | 98% | 100% | 98% | 100% | 96% | 99% | 99% |
| I can recover in a short time when something bad happens to me | 99% | 100% | 100% | 100% | 100% | 100% | 100% | 95% | 100% | 92% | 100% | 98% |
| I try again when I don't succeed | 99% | 100% | 100% | 100% | 97% | 95% | 100% | 100% | 100% | 100% | 98% | 100% |
| Motivation and interest | 100% | 100% | 100% | 100% | 100% | 100% | 100% | 100% | 100% | 100% | 100% | 100% |
| I want to learn new things | 100% | 100% | 100% | 100% | 100% | 100% | 100% | 100% | 100% | 100% | 100% | 100% |
| I am learning things that really interest me | 100% | 100% | 100% | 100% | 100% | 100% | 100% | 100% | 100% | 100% | 100% | 100% |
| Self-regulation and goal setting | 99% | 100% | 100% | 100% | 99% | 98% | 100% | 100% | 100% | 100% | 99% | 100% |
| I try very hard at school | 100% | 100% | 100% | 100% | 100% | 100% | 100% | 100% | 100% | 100% | 100% | 100% |
| I ask my teacher for help when I find my work difficult | 99% | 100% | 100% | 100% | 97% | 95% | 100% | 100% | 100% | 100% | 98% | 100% |
| Attitudes to attendance | 99% | 100% | 100% | 100% | 97% | 95% | 100% | 100% | 100% | 100% | 98% | 100% |
| I always try to attend school | 99% | 100% | 100% | 100% | 97% | 95% | 100% | 100% | 100% | 100% | 98% | 100% |
| My parents believe that going to school is important | 99% | 100% | 100% | 100% | 97% | 95% | 100% | 100% | 100% | 100% | 98% | 100% |
| I try to catch up on my work if I am absent from school | 99% | 100% | 100% | 100% | 97% | 95% | 100% | 100% | 100% | 100% | 98% | 100% |

Summary Measures, FISO: Positive Climate for Learning

DOMAIN: SOCIAL ENGAGEMENT

| Survey Factor | Burwood East Primary School Results | | | | | | | | | | | |
|---|-------------------------------------|---------------------|------------------|----------------|---------------------|------------------|----------------|---------------------|-----------------|----------------|----------------------|----------------------|
| | Overall Primary | Year 4 - % Positive | | | Year 5 - % Positive | | | Year 6 - % Positive | | | Female | Male |
| | % Positive (n=93) | Total (n=35) | Female (n=20) | Male (n=15) | Total (n=37) | Female (n=22) | Male (n=15) | Total (n=21) | Female (n=9) | Male (n=12) | % Positive (n=51) | % Positive (n=42) |
| School Connectedness (Sense of belonging) | 98% | 100% | 100% | 100% | 98% | 97% | 99% | 96% | 91% | 100% | 97% | 100% |
| I feel proud about being a student at this school | 99% | 100% | 100% | 100% | 100% | 100% | 100% | 95% | 89% | 100% | 98% | 100% |
| I like this school | 99% | 100% | 100% | 100% | 100% | 100% | 100% | 95% | 89% | 100% | 98% | 100% |
| I am happy to be at this school | 98% | 100% | 100% | 100% | 97% | 95% | 100% | 95% | 89% | 100% | 96% | 100% |
| I feel like I belong at this school | 98% | 100% | 100% | 100% | 97% | 95% | 100% | 95% | 89% | 100% | 96% | 100% |
| I look forward to going to school | 98% | 100% | 100% | 100% | 95% | 95% | 93% | 100% | 100% | 100% | 98% | 98% |
| Student voice and agency | 98% | 100% | 100% | 100% | 96% | 94% | 98% | 98% | 97% | 98% | 97% | 99% |
| At this school, I help decide things like class activities or rules | 94% | 100% | 100% | 100% | 89% | 86% | 93% | 90% | 89% | 92% | 92% | 95% |
| I have a say in the things I learn | 99% | 100% | 100% | 100% | 97% | 95% | 100% | 100% | 100% | 100% | 98% | 100% |
| My teacher likes my ideas | 99% | 100% | 100% | 100% | 97% | 95% | 100% | 100% | 100% | 100% | 98% | 100% |
| I am encouraged to share my ideas | 100% | 100% | 100% | 100% | 100% | 100% | 100% | 100% | 100% | 100% | 100% | 100% |
| Sense of inclusion | 99% | 100% | 100% | 100% | 98% | 99% | 97% | 100% | 100% | 100% | 100% | 99% |
| I have lots of chances to be part of class activities | 100% | 100% | 100% | 100% | 100% | 100% | 100% | 100% | 100% | 100% | 100% | 100% |
| I have friends at this school | 99% | 100% | 100% | 100% | 97% | 100% | 93% | 100% | 100% | 100% | 100% | 98% |
| My teacher makes me feel like I matter | 98% | 100% | 100% | 100% | 95% | 95% | 93% | 100% | 100% | 100% | 98% | 98% |
| My teacher makes sure all students feel included | 100% | 100% | 100% | 100% | 100% | 100% | 100% | 100% | 100% | 100% | 100% | 100% |
| School stage transitions (Year 7 and new students only) | 100% | * | * | * | 100% | * | * | * | * | * | 100% | 100% |
| The orientation program helped me settle in at this school | 100% | * | * | * | 100% | * | * | * | * | * | 100% | 100% |
| I have found it easy to make friends at this school | 100% | * | * | * | 100% | * | * | * | * | * | 100% | 100% |
| My teachers gave me enough help to settle in at this school | 100% | * | * | * | 100% | * | * | * | * | * | 100% | 100% |
| I know who to ask for help at this school | 100% | * | * | * | 100% | * | * | * | * | * | 100% | 100% |

DOMAIN: STUDENT SAFETY

| Survey Factor | Burwood East Primary School Results | | | | | | | | | | | |
|--|-------------------------------------|---------------------|------------------|----------------|---------------------|------------------|----------------|---------------------|-----------------|----------------|----------------------|----------------------|
| | Overall Primary | Year 4 - % Positive | | | Year 5 - % Positive | | | Year 6 - % Positive | | | Female | Male |
| | % Positive (n=93) | Total (n=35) | Female (n=20) | Male (n=15) | Total (n=37) | Female (n=22) | Male (n=15) | Total (n=21) | Female (n=9) | Male (n=12) | % Positive (n=51) | % Positive (n=42) |
| Advocate at school | 100% | 100% | 100% | 100% | 99% | 99% | 100% | 99% | 98% | 100% | 99% | 100% |
| At this school, there is a teacher or another adult who cares about me | 100% | 100% | 100% | 100% | 100% | 100% | 100% | 100% | 100% | 100% | 100% | 100% |
| There is a teacher or another adult at this school who believes that I can be successful | 100% | 100% | 100% | 100% | 100% | 100% | 100% | 100% | 100% | 100% | 100% | 100% |
| At this school, there is a teacher or another adult who listens to me when I have something to say | 100% | 100% | 100% | 100% | 100% | 100% | 100% | 100% | 100% | 100% | 100% | 100% |
| I have someone at school who I can share any problems with | 98% | 100% | 100% | 100% | 97% | 95% | 100% | 95% | 89% | 100% | 96% | 100% |
| There is a teacher or another adult at this school who tells me when I do a good job | 100% | 100% | 100% | 100% | 100% | 100% | 100% | 100% | 100% | 100% | 100% | 100% |
| Managing bullying | 99% | 100% | 100% | 100% | 99% | 98% | 100% | 98% | 96% | 100% | 99% | 100% |
| I feel safe at this school | 99% | 100% | 100% | 100% | 100% | 100% | 100% | 95% | 89% | 100% | 98% | 100% |
| This school deals fairly with bullying problems | 100% | 100% | 100% | 100% | 100% | 100% | 100% | 100% | 100% | 100% | 100% | 100% |
| I know where to get help if I feel bullied | 99% | 100% | 100% | 100% | 97% | 95% | 100% | 100% | 100% | 100% | 98% | 100% |
| Respect for diversity | 97% | 100% | 100% | 100% | 93% | 98% | 87% | 100% | 100% | 100% | 99% | 95% |
| All students are treated fairly at this school | 95% | 100% | 100% | 100% | 86% | 95% | 73% | 100% | 100% | 100% | 98% | 90% |
| It is okay to be different at this school | 100% | 100% | 100% | 100% | 100% | 100% | 100% | 100% | 100% | 100% | 100% | 100% |

DOMAIN: EXPERIENCE OF BULLYING

| Survey Factor | Burwood East Primary School Results | | | | | | | | | | | |
|---|-------------------------------------|-----------------|------------------|----------------|-----------------|------------------|----------------|-----------------|-----------------|----------------|-----------------|-----------------|
| | Overall Primary | Year 4 - % Yes | | | Year 5 - % Yes | | | Year 6 - % Yes | | | Female | Male |
| | % Yes (n=93) | Total (n=35) | Female (n=20) | Male (n=15) | Total (n=37) | Female (n=22) | Male (n=15) | Total (n=21) | Female (n=9) | Male (n=12) | % Yes (n=51) | % Yes (n=42) |
| Experience of bullying | 4% | 3% | 5% | 0% | 5% | 9% | 0% | 3% | 0% | 5% | 6% | 1% |
| I have been bullied at my school this term | 6% | 9% | 15% | 0% | 8% | 14% | 0% | 0% | 0% | 0% | 12% | 0% |
| I have often been teased in an unpleasant way or called names at my school (verbal) | 4% | 0% | 0% | 0% | 8% | 14% | 0% | 5% | 0% | 8% | 6% | 2% |
| Other students often leave me out of things on purpose or spread rumours about me (social) | 3% | 0% | 0% | 0% | 5% | 9% | 0% | 5% | 0% | 8% | 4% | 2% |
| I have been hit, kicked, hurt or threatened on purpose by another student (physical) | 4% | 6% | 10% | 0% | 3% | 5% | 0% | 5% | 0% | 8% | 6% | 2% |
| I have often been picked on by another student from my school while online or on social media (cyber) | 1% | 0% | 0% | 0% | 3% | 5% | 0% | 0% | 0% | 0% | 2% | 0% |